

**THE RURAL MUNICIPALITY OF CORNWALLIS**

**BY-LAW NO. 1749/2026**

**A By-Law to levy property taxes for the year 2026**

**WHEREAS** subsection 162(1) of *The Municipal Act S.M. 1996*, c 58 states as follows:  
162(1) Every Council must adopt a financial plan for each fiscal year in a form approved by the minister and consisting of:

- (a) An operating budget;
- (b) A capital budget;
- (c) An estimate of operating revenue and expenditures for the following fiscal year; and
- (d) A five-year capital expenditure program

**WHEREAS** in accordance with Section 304 of *The Municipal Act*, a municipality is required to, no later than May 15 of each year, after adopting its operating budget for the year, by by-law;

- (a) set a rate or rates of tax sufficient to raise
  - i) the revenue to be raised by property taxes as set out in the operating budget, and
  - ii) the revenue to be raised in the year to pay for a local improvement or special service and to pay the requisitions payable by the municipality;
- (b) impose taxes
  - i) in accordance with the tax rate or rates set under clause (a) on the portioned value of each assessable property in the municipality that is liable under the Municipal Assessment Act to that tax, and
  - ii) where the tax is in respect of a local improvement or special service, in accordance with the local improvement or special services by-law; and
- (c) set a due date for payment of the taxes.

**AND WHEREAS** subsection 344 of *The Municipal Act* provides that a council may by by-law allow a discount, subject to any limitation prescribed by the minister by regulation, for the prepayment of taxes on or before a date specified in the by-law.

**AND WHEREAS** The Rural Municipality of Cornwallis has prepared its Financial Plan for the year 2026 and made estimates for 2026, such plan being attached hereto as Schedule "A" and form part of this by-law;

**AND WHEREAS** the assessed value of the whole rateable property within the Rural Municipality of Cornwallis according to the latest revised assessment is: Taxable: \$266,166,700, Grant in Lieu: \$42,163,470, Total: \$308,330,170;

**AND WHEREAS** it is necessary to fix the rates of taxation for the purpose aforesaid and the time for the payment of all rates and taxes so fixed and levied;

**NOW THEREFORE** the Council of The Rural Municipality of Cornwallis enacts as follows:

**1. Estimates**

**THAT** the Financial Plan of The Rural Municipality of Cornwallis for the year 2026 is hereby set out in Schedule "A" attached hereto and identified by the signatures of the Head of Council, and the Chief Administrative Officer.

**2. Uncontrollable Purposes**

**THAT** the following respective rates be and are hereby levied for the year 2026 upon the assessed value of all the rateable property in the Municipality respectively liable therefore according to the latest Revised Assessment Roll of General and Personal Property thereof to raise the sum required for the uncontrollable purposes of the Municipality, which said rates, assessed values and sums required are set out in Schedule "A", viz:

- (a) The following respective Education Support Levy and Special rates of so many mills on the dollar, levied under Section 519 and 533 of the Public Schools Act as shown in Schedule "A" viz:
  - i) Education Support Levy – 7.411 mills – Other
  - ii) Rolling River S.D. Levy – 10.626 mills
  - iii) Brandon S.D. Levy – 15.111 mills
  - iv) Southwest Horizon S.D. Levy – 9.674mills

- b) A flat rate of \$110,428 in total as shown on page 8 of Schedule "A" covering Special Service Levy 1-2023 be made on all the properties serviced by garbage collection in the collection areas in accordance with By-Law 1722-12-2023;
- c) A flat rate of \$38,195.68 in total as shown on page 8 of Schedule "A" covering Local Improvement Plan #3 (Chater Sewage Collection System) and chargeable against properties liable therefore in accordance with By-law 1723-01-2024 , the said sums being payable to the Utility Fund in 2026.

3. **Controllable Purposes**

**THAT** a general rate of 6.912 mills, on the dollar be and hereby is levied for the year 2026 upon on a total assessment of \$308,330,170 of all the rateable property in the entire Municipality liable therefore, according to the latest revised General and Personal Property Assessment Rolls thereof to provide for payment of the amount estimated as required for the general controllable purpose of the Municipality.

4. **Payment of Taxes**

**THAT** all taxes and rates imposed and levied in The Rural Municipality of Cornwallis for the year 2026 shall be deemed to have been imposed and to be due and payable on Wednesday the 30<sup>th</sup> day of September 2026.

- 5. **THAT** upon all taxes remaining unpaid after the 30th day of September, 2026 there shall be added as a penalty on the first day of each month thereafter, an amount calculated at the rate of 1.25% per month of remaining unpaid taxes until all taxes are paid as per By-Law 1739/05/2025, or the Municipality sells the land liable therefore for tax sale.


**DONE AND PASSED**, in open Council assembled, by The Rural Municipality of Cornwallis at Brandon in the Province of Manitoba this 21st day of April 2026 .

**RURAL MUNICIPALITY OF CORNWALLIS**




Reeve

[SEAL]



Chief Administrative Officer



Read a first time this 13th day of April 2026.  
Read a second time this 21st day of April 2026.  
Read a third time this 21st day of April 2026.

**GENERAL OPERATING FUND**  
**Budgeted Revenue & Expenditures**  
**2026**  
**RURAL MUNICIPALITY OF CORNWALLIS**

**REVENUE**

	<b>2025 BUDGETED</b>	<b>2025 ACTUAL</b>	<b>2026 BUDGETED</b>	<b>2027 BUDGETED</b>
Tax Levy - Page 8	\$ 2,099,025	\$ 2,181,411	\$ 1,988,367	
Grants in Lieu of Taxes - Page 8			\$ 291,434	
<b>Net Municipal Taxes and Grants in Lieu of Taxes</b>	<b>\$ 2,099,025</b>	<b>\$ 2,181,411</b>	<b>\$ 2,279,801</b>	<b>\$ 2,315,438</b>
Other Revenue - Page 2	\$ 2,285,470	\$ 2,469,269	\$ 1,637,457	\$ 1,620,897
Trsf from Accum Surplus/Reserves Pg 2	\$ 771,146	\$ 527,996	\$ 90,400	\$ -
Less: Req portion-Grazing Leases/Converted Fees		\$ (81,670)	\$ (100,804)	\$ (100,804)
<b>Total Revenue</b>	<b>\$ 5,155,641</b>	<b>\$ 5,097,006</b>	<b>\$ 3,906,854</b>	<b>\$ 3,835,531</b>

**EXPENDITURE**

General Government Services	\$ 821,669	\$ 778,567	\$ 797,510	\$ 729,127
Protective Services	\$ 497,008	\$ 492,861	\$ 539,158	\$ 542,312
Transportation Services	\$ 1,838,485	\$ 1,497,359	\$ 1,714,585	\$ 1,721,554
Environmental Health Services	\$ 323,329	\$ 281,250	\$ 316,283	\$ 323,648
Public Health and Welfare Services	\$ 8,100	\$ 8,062	\$ 8,100	\$ 8,100
Environmental Development Services	\$ 61,682	\$ 64,198	\$ 61,566	\$ 62,993
Economic Development Services	\$ 30,000	\$ 5,593	\$ 15,000	\$ 15,000
Recreation and Cultural Services	\$ 11,000	\$ 7,600	\$ 12,100	\$ 8,200
Fiscal Services	\$ 740,841	\$ 598,417	\$ 60,575	\$ 38,195
Transfers - Deferred Surplus - Page 9				
Transfers - Reserves - Page 5	\$ 819,917	\$ 971,260	\$ 377,603	\$ 382,903
<b>Total Basic Expenditure</b>	<b>\$ 5,152,031</b>	<b>\$ 4,705,167</b>	<b>\$ 3,902,480</b>	<b>\$ 3,832,031</b>
Allowance for Tax Assets - Page 8	\$ 3,610	\$ 5,070	4,374	3,500
<b>Total Expenditure</b>	<b>\$ 5,155,641</b>	<b>\$ 4,710,237</b>	<b>\$ 3,906,854</b>	<b>\$ 3,835,531</b>
<b>Net Operating Surplus (Deficit)</b>	<b>\$ 0</b>	<b>\$ 386,770</b>	<b>0</b>	<b>0</b>

Departmental Use Only

Adopted by Resolution of Council  
Date: 21-Apr-26 Res # 2026/135

  
Reeve

  
Chief Administrative Officer

**GENERAL OPERATING FUND  
BUDGETED REVENUE AND TRANSFERS  
2026  
RURAL MUNICIPALITY OF CORNWALLIS**

OTHER REVENUE		2025 BUDGETED	2025 ACTUAL	2026 BUDGETED	2027 BUDGETED
Taxes Added	Added Taxes	40,500	111,021	45,000	45,000
GIL	Grazing Leases	-	0	-	-
	Tax and Redemption Penalties	30,500	36,167	32,000	30,000
		-	0	-	-
		-	0	-	-
Licenses	Animal	100	125	100	100
	Mobile Home	137,500	148,611	150,000	153,000
	Aggregate Transport Licence	4,000	5,600	4,000	4,000
	Police Fines	36,700	41,244	36,700	36,700
Permits	Building	-	0	-	-
	Other	-	0	-	-
	Trailer Park L	-	0	-	-
Fines		-	0	-	-
Sales of Service	General Government	4,300	5,520	4,500	4,500
	Protective	20,000	32,475	35,000	35,000
	Transportation	505,250	370,267	353,250	354,250
	Environmental Health	55,000	53,701	48,000	48,000
	Public Health and Welfare	-	0	-	-
	Well Usage	15,000	18,370	15,500	15,500
	Recreation and Culture	-	0	-	-
		-	0	-	-
		-	0	-	-
Sales of Goods		-	0	-	-
Rentals	Building Rental	4,800	5,375	6,180	10,000
		-	0	-	-
Recreation & Culture Grants		-	0	-	-
		-	0	-	-
		-	0	-	-
Proceeds from Land Sales		551,314	550,963	-	-
Proceeds from Equipment Sale		-	7,029	-	-
		-	0	-	-
Unconditional Grants	Provincial Municipal Operating	572,723	590,326	590,326	590,326
Conditional Transfers	- Federal Government	265,603	264,603	264,603	264,603
	(Page 9) Provincial Government	-	0	22,380	-
	(Page 9) Policing Grant	-	0	-	-
	Other	-	0	-	-
	Summer students	-	0	-	-
Other Income	Miscellaneous	1,000	160,397	1,000	1,000
	Gain on Disposal of Assets				
	Donations/Fundraising	-	0	-	-
	Cemetery Plots/Donations	-	0	-	-
Capital Lot Levy Fees		-	7,500	-	-
	Investment Income	40,000	58,795	27,500	27,500
	Grazing leases	1,180	1,180	1,418	1,418
		-	0	-	-
	<b>Total Other Revenue - Page 1</b>	<b>2,285,470</b>	<b>2,469,269</b>	<b>1,637,457</b>	<b>1,620,897</b>
Transfers From					
	- Accumulated Surplus	100,000.00	30,000	77,500	-
	- Reserves - Page 13	671,146.00	497,996	12,900	-
	<b>Total Transfers - Page 1</b>	<b>771,146.00</b>	<b>527,996</b>	<b>90,400</b>	<b>-</b>
<b>TOTAL OTHER REVENUE AND TRANSFERS - PAGE 8</b>		<b>3,056,616</b>	<b>2,997,266</b>	<b>1,727,857</b>	<b>1,620,897</b>

GENERAL OPERATING FUND  
BUDGETED EXPENDITURES AND TRANSFERS  
2026

RURAL MUNICIPALITY OF CORNWALLIS

Expenditures	2025 BUDGETED	2025 ACTUAL	2026 BUDGETED	2027 BUDGETED
<b>Legislative</b>	95,275	88,512	105,700	108,343
<b>General Administrative</b>				
Chief Administrative Officer and Staff	399,794	406,601	391,674	333,050
Office	110,600	103,369	129,650	133,540
Legal	103,500	45,875	25,000	25,000
Audit	11,500	7,500	7,500	7,500
Assessment	66,350	66,350	61,786	61,786
Taxation	2,500	1,034	2,500	2,500
Convention/Seminars	13,500	19,032	17,000	20,000
Safety Expense	5,000	4,865	6,000	6,000
Elections	-	17,948	22,500	-
Damage Claims and Liability Insurance	70,000	70,014	80,000	83,200
Intergovernmental Relations	250	-	-	-
Staff Appreciation	-	1,042	2,500	2,500
Grants	20,000	21,425	22,000	22,000
Other General Government - Sundry	100	1,700	400	409
Maintenance to tax titles & Rental Property	-	-	-	-
<b>SUB-TOTAL GENERAL GOVERNMENT SERVICES</b>	<b>898,369</b>	<b>855,267</b>	<b>874,210</b>	<b>805,827</b>
Recoveries From Utility (deduct)	- 76,700	- 76,700	- 76,700	- 76,700
<b>TOTAL GOVERNMENT SERVICES TO PAGE 1</b>	<b>821,669</b>	<b>778,567</b>	<b>797,510</b>	<b>729,127</b>
<b>Protective Services</b>				
Police	161,758	163,197	187,658	190,812
Fire	282,000	283,380	300,000	300,000
Emergency Measures				
Emergency Measures Organization	8,400	3,822	6,000	6,000
Flood Control	-	-	-	-
911	24,000	22,977	24,000	24,000
Animal and Pest Control	19,350	18,774	20,000	20,000
Beavers	1,500	711	1,500	1,500
<b>TOTAL PROTECTIVE SERVICES TO PAGE 1</b>	<b>497,008</b>	<b>492,861</b>	<b>539,158</b>	<b>542,312</b>
<b>Transportation Services</b>				
Operators Wages and Benefits	286,635	279,659	304,662	312,191
Safert Officer	-	-	-	-
Training & Education	1,000	-	2,000	2,050
Fuel & Lubes	90,000	73,799	110,813	103,333
Vehicle Repairs & Maintenance	71,500	28,913	43,000	44,075
Workshop/Yard Operations	22,350	24,540	24,250	24,856
Road Works/Dust Control	1,244,000	1,003,581	1,108,860	1,112,961
Insurance	8,000	12,073	15,000	15,375
Consultant/Contract	-	-	-	-
Road/Ward Duties	-	-	-	-
Equipment/Service Rental	7,500	4,456	10,000	10,250
Transportation Services sub-total Forward to Page 4	<b>1,730,985</b>	<b>1,427,021</b>	<b>1,618,585</b>	<b>1,625,091</b>

**GENERAL OPERATING FUND  
BUDGETED EXPENDITURES  
2026  
RURAL MUNICIPALITY OF CORNWALLIS**

**Expenditures**

	<b>2025 BUDGETED</b>	<b>2025 ACTUAL</b>	<b>2026 BUDGETED</b>	<b>2027 BUDGETED</b>
Transportation Services Sub-total from page 3	<b>1,730,985</b>	<b>1,427,021</b>	<b>1,618,585</b>	<b>1,625,091</b>
Drainage	45,000	27,795	43,000	43,000
Street Lighting	18,000	16,594	18,500	18,963
Traffic Services	7,000	4,846	7,000	7,000
Snow Removal	35,000	19,103	25,000	25,000
Bridges	-	-	-	-
Urban grass cutting	-	-	-	-
Rural grass cutting/weed control	2,500	2,000	2,500	2,500
<b>TOTAL TRANSPORTATION SERVICES TO PAGE 1</b>	<b>1,838,485</b>	<b>1,497,359</b>	<b>1,714,585</b>	<b>1,721,554</b>
<b>ENVIRONMENTAL HEALTH SERVICES</b>				
Garbage and Waste Collection				
Waste and Recycling	260,000	223,649	250,000	256,250
Waste Transfer Station	41,327	39,836	44,581	45,696
Recycling Services	-	-	-	-
Municipal Wells	12,500	8,263	12,200	12,200
Water Resources	9,502	9,502	9,502	9,502
	-	-	-	-
<b>TOTAL ENVIRONMENTAL HEALTH SERVICES TO PAGE 1</b>	<b>323,329</b>	<b>281,250</b>	<b>316,283</b>	<b>323,648</b>
<b>PUBLIC HEALTH AND WELFARE SERVICES</b>				
Social Welfare	8,100	8,062	8,100	8,100
<b>TOTAL PUBLIC HEALTH &amp; WELFARE SERVICES TO PAGE 1</b>	<b>8,100</b>	<b>8,062</b>	<b>8,100</b>	<b>8,100</b>
<b>ENVIRONMENTAL DEVELOPMENT SERVICES</b>				
Planning and Zoning	61,682	64,198	61,566	62,993
Weed Control	-	-	-	-
<b>TOTAL ENVIRONMENTAL DEVELOPMENT SERVICES TO PAGE 1</b>	<b>61,682</b>	<b>64,198</b>	<b>61,566</b>	<b>62,993</b>

**GENERAL OPERATING FUND  
BUDGETED EXPENDITURES  
2026  
RURAL MUNICIPALITY OF CORNWALLIS**

Expenditures	2025 BUDGETED	2025 ACTUAL	2026 BUDGETED	2027 BUDGETED
<b>ECONOMIC DEVELOPMENT SERVICES</b>				
Engineering	30,000	5,593	15,000	15,000
Website	-	-	-	-
Other Economic Development	-	-	-	-
Land Assembly	-	-	-	-
Economic Development and Tourism	-	-	-	-
Public Receptions	-	-	-	-
Advertising	-	-	-	-
Tourism	-	-	-	-
Utilities	-	-	-	-
<b>TOTAL ECONOMIC DEVELOPMENT SERVICES TO PAGE 1</b>	<b>30,000</b>	<b>5,593</b>	<b>15,000</b>	<b>15,000</b>
<b>RECREATION AND CULTURAL SERVICES</b>				
Grants	-	-	-	-
Recreation Facilities	-	-	-	-
Library	10,000	7,600	8,200	8,200
Education & Training	-	-	-	-
Operations & Supplies	-	-	-	-
Insurance	-	-	-	-
Cultural Facilities	-	-	-	-
Special Events	-	-	-	-
Skateboard Park	-	-	-	-
Swimming Pools & Beaches	-	-	-	-
Programming	-	-	-	-
Recreation Programs	-	-	-	-
Recreation Centre Insurance	-	-	-	-
Parks & Playgrounds	1,000	-	3,900	-
Piers	-	-	-	-
<b>TOTAL RECREATION AND CULTURAL SERVICES TO PAGE 1</b>	<b>11,000</b>	<b>7,600</b>	<b>12,100</b>	<b>8,200</b>
<b>FISCAL SERVICES</b>				
Transfer to Capital funded by operating- Page 13	-	-	-	-
Transfer to Capital funded by accum surplus- Page 13	30,000	35,552	-	-
Transfer to Capital funded by specific reserves- Page 13	591,146	491,274	22,380	-
Transfer to Capital funded by general reserve- Page 13	80,000	31,888	-	-
Transfer to Utility - Page 6	38,195	38,195	38,195	38,195
Debenture Debt Charges - Page 11	-	-	-	-
Other Long-term debt charges - Page 11	-	-	-	-
Short term interest & bank charges	-	-	-	-
Tax Discount/Allowance for Tax Assets	1,500	1,508	-	-
Other Debt Charges	-	-	-	-
Bad Debt	-	-	-	-
Tax sale expense	-	-	-	-
Rounding	-	-	-	-
Amortization	-	-	-	-
<b>TOTAL FISCAL SERVICES TO PAGE 1</b>	<b>740,841</b>	<b>598,417</b>	<b>60,575</b>	<b>38,195</b>
<b>Transfers</b>				
GENERAL RESERVE	-	-	-	-
EQUIPMENT RESERVE	-	-	110,000	113,300
ELECTION RESERVE	3,000	3,000	3,000	5,000
INFRASTRUCTURE RESERVE	-	-	-	-
NATURAL DISASTER RESERVE	-	-	-	-
BRIDGE AND CULVERTS	-	-	-	-
TANKER	-	-	-	-
AGGREGATE FEES RESERVE	-	-	-	-
GAS TAX RESERVE	265,603	264,603	264,603	264,603
LAND PROCEEDS RESERVE	551,314	696,157	-	-
CAPITAL LOT LEVY	-	7,500	-	-
	-	-	-	-
	-	-	-	-
	-	-	-	-
	-	-	-	-
	-	-	-	-
<b>TOTAL TRANSFERS TO PAGE 1</b>	<b>819,917</b>	<b>971,260</b>	<b>377,603</b>	<b>382,903</b>

**UTILITY OPERATING FUND - CHATER**  
**BUDGETED REVENUE AND EXPENDITURE**  
**2026**  
**RURAL MUNICIPALITY OF CORNWALLIS**

		2025	2025	2026
		BUDGET	ACTUAL	BUDGET
<b>REVENUE</b>	<b>WATER</b>			
<b>OPERATING REVENUE</b>				
20-0300-3360	Utility - Water Consumption Sales	100,000	141,115	135,000
20-0300-3362	Utility - Quarterly Service Charge	9,467	9,334	9,000
20-0330-3361	Utility Penalties	400	2,513	2,000
20-0350-3360	Utility - Hook up Fees	-		
20-0390-3826	Operator Allocation to Sewer	-		
20-0380-3810	Miscellaneous Revenue	-		
20-0390-3825	Conditional Grants - Provincial Gov't	65,000	4,803	-
	Transfer from Reserve	65,000		
20-0390-3825	General Operating Fund	-		
<b>REVENUE SUBTOTAL OPERATING REVENUE</b>		<b>239,867</b>	<b>157,765</b>	<b>146,000</b>
<b>TOTAL REVENUES</b>		<b>239,867</b>	<b>157,765</b>	<b>146,000</b>

<b>EXPENSES</b>				
20-0411-4001	Admin from General	6,500	6,500	6,500
20-0411-4002	Customer Billing & Collection-from general	3,200	3,200	3,200
20-0411-4111	Salary/Wages	18,700	17,619	20,000
20-04141-4112	Operator Allocation to Sewer	-	1,714	1,800
20-0411-4181	CPP-Employer	990	837	1,000
20-0411-4182	EI - Employer	495	405	550
20-0411-4189	Workers Compensation			
20-0411-4190	Membership/Registration fees	100	160	200
20-0411-4195	Training, Education, Seminars	2,400	779	2,400
20-0411-4221	Fees		100	100
20-0411-4310	Telephone	1,300	1,300	1,300
20-0411-4416	Mileage/Travel	600	347	600
20-0413-4238	Water Testing	3,500	3,325	3,750
20-0413-4330	Internet			
20-0413-4450	Chemicals	4,250	3,404	4,250
20-0413-4460	Materials & Supplies	6,500	3,095	6,500
20-0413-4480	Freight.Express & Cartage	3,200	3,096	3,500
20-0413-4485	Equipment	4,000	2,857	4,000
20-0415-4238	Contract Work	3,000	5,000	3,000
20-0415-4240	Equipment Service/rental	1,000	700	1,000
20-1415-4270	Repairs & Maintenance Equipment	2,000	64	20,000
20-0415-4320	Hydro	5,500	4,254	4,424
20-0415-4460	Materials & Supplies			
20-0417-4231	Legal	-		
	Debenture Payment			
20-9900-5250	Transfer to Capital	130,000	10,090	50,000
20-9900-6625	Utility Reserve Provision	21,800	21,800	-
<b>TOTAL EXPENSES Water</b>		<b>219,035</b>	<b>87,218</b>	<b>134,474</b>
<b>NET INCOME Water</b>		<b>20,832</b>	<b>70,547</b>	<b>11,526</b>

		LAST YEAR BUDGET	LAST YEAR ACTUAL	THIS YEAR BUDGET
<b>REVENUE</b>	<b>SEWER</b>			
<b>OPERATING REVENUE</b>				
21-0300-3360	Utility - Sewer Consumption Sales	5,000		
	Utility - Quarterly Service Charge			
	Utility Penalties			
21-0300-3361	Contribution from General Fund	38,193	38,196	38,196
		-		
<b>REVENUE SUBTOTAL OPERATING REVENUE</b>		<b>43,193</b>	<b>38,196</b>	<b>38,196</b>
<b>TOTAL REVENUES Sewer</b>		<b>43,193</b>	<b>38,196</b>	<b>38,196</b>

<b>EXPENSES Sewer</b>				
21-0415-4001	Admin from General	325		325
21-0415-4002	Customer Billing & Collection-from general	160		160
21-0415-4111	Salary/Wages	-	1,714	1,800
21-0415-4191	Legal Fees		658	1,000
21-0415-4190	Membership/Registration fees	100		
21-0415-4240	Training, Education, Seminars	1,000	169	665
	Telephone			
21-0415-4241	Tipping	1,300		
21-0415-4460	Materials & Supplies	1,000	1,071	1,500
21-0415-4238	Contract	100	5,100	-
21-0415-4239	Debenture Payment	38,193	38,196	38,196
21-0415-4320	Hydro	500	762	792
<b>TOTAL EXPENSES SEWER</b>		<b>42,678</b>	<b>47,670</b>	<b>44,438</b>
<b>NET INCOME SEWER</b>		<b>515</b>	<b>9,474</b>	<b>6,242</b>

<b>NET INCOME UTILITY</b>		<b>21,347</b>	<b>61,073</b>	<b>5,283</b>
---------------------------	--	---------------	---------------	--------------

**BUDGETED REVENUE AND EXPENDITURE**

(Name of Municipality) \_\_\_\_\_ L.U.D. of \_\_\_\_\_

For the Year 20\_\_

**EXPENDITURE**



	Last Year Budgeted	Last Year Actual	This Year Budgeted	Next Year Budgeted
<b>General Government Services</b>				
Legislative (Committee)				
<b>Transportation Services</b>				
Roads and Streets				
Sidewalks and Boulevards				
Ditches and Road Drainage				
Street Cleaning				
Snow and Ice Removal				
Street Lighting				
Other _____				
<b>Total Transportation Services</b>	0.00	0.00	0.00	0.00
<b>Environmental Health Services</b>				
Garbage Collection				
Nuisance Grounds				
<b>Total Environmental Health Services</b>	0.00	0.00	0.00	0.00
<b>Environmental Development Services</b>				
Weed Control				
Other _____				
<b>Total Environmental Development Services</b>	0.00	0.00	0.00	0.00
<b>Recreation and Cultural Services</b>				
Public Parks				
<b>Transfers</b>				
Deficit Recovery				
Transfer to Capital				
To Reserves				
<b>Total Transfers</b>	0.00	0.00	0.00	0.00
<b>Total Operating Expenditure</b>	0.00	0.00	0.00	0.00

**REVENUE**

<b>Previous Years' Surplus</b>				
<b>L.U.D. Revenues</b> _____				
_____				
_____				
<b>Amount required from Taxation - Page 5 and Page 8</b>				
<b>Municipal Other Revenues Allocated to L.U.D.</b>				
_____				
_____				
Tax Levy (Last Year Actual)				
<b>Total Operating Revenue</b>				
<b>Net Operating Surplus (Deficit)</b>				

**YEAR-TO-YEAR SUMMARY:**

Amount Required from Taxation		
Assessment (Taxable and Grant-in-Lieu)		
Mill Rate		

L.U.D.	MUNICIPALITY
_____ Chairperson	 Reeve  Chief Administrative Officer

CALCULATION OF TAX LEVIES

2026

Requisition Taxes:	Assessments				Expenditures			Revenues					
	Taxable	Gazing Leases	Grants in Lieu	Total	Basic	Allowance Tax Assets	Total	Mill Rate	Per Parcel	Tax Levy	Grants in Lieu of Taxes	Grazing Lease	Total
Education Support Levy (ESL)	26,031,320	-	12,630,030	38,661,350	286,519	0	286,519	7.411		192,918	93,601	-	286,519
Brandon	198,485,960	1,342,050	39,383,390	239,211,400	3,614,660	63	3,614,723	15.111		2,999,321	595,122	20,279.71	3,614,723
Rolling River	62,305,210	7,578,050	2,584,670	72,467,930	769,938	106	770,044	10.626		662,055	27,465	80,524.36	770,044
Southwest Horizon	5,086,400	-	195,410	5,281,810	51,091	5	51,096	9.674		49,206	1,890	-	51,096
<b>Total Requisition</b>	<b>291,908,890</b>	<b>8,920,100</b>	<b>54,793,500</b>	<b>355,622,490</b>	<b>4,722,208</b>	<b>174</b>	<b>4,722,382</b>			<b>3,903,500</b>	<b>718,078</b>	<b>100,804</b>	<b>4,722,382</b>

MUNICIPAL TAXES	Assessment				Expenditures			Revenues					
	Taxable	Otherwise Exempt	Grants in Lieu	Total	Basic	Allowance Tax Assets	Total	Mill Rate	Per Parcel	Taxes	Grants in Lieu	Other	Total
Special Areas													
Debenture Debt Charges:													
CHATER SEWER	-	-	-	-	38,195		38,195		954.89	38,195	-	-	38,195
TOTALS					<b>38,195</b>		<b>38,195</b>			<b>38,195</b>			<b>38,195</b>

Special Service Levies:													
Garbage Levy					110,428		110,428		Various	110,428	-	-	110,428
TOTALS					<b>110,428</b>		<b>110,428</b>			<b>110,428</b>			<b>110,428</b>

Deficit Recovery								0.00					
TOTAL													

Reserve Funds													
GENERAL	266,166,700		42,163,470	308,330,170	-	-	-	0.000		-	-	-	-
EQUIPMENT	266,166,700		42,163,470	308,330,170	110,000.00		110,000.00	0.357		94,957.74	15,042.26		110,000
ELECTION	266,166,700		42,163,470	308,330,170	3,000.00		3,000.00	0.010		2,589.76	410.24		3,000
TANKER	266,166,700		42,163,470	308,330,170	-		-	0.000		-	-		-
INFRASTRUCTURE	266,166,700		42,163,470	308,330,170	-		-	0.000		-	-		-
NATURAL DISASTER	266,166,700		42,163,470	308,330,170	-		-	0.000		-	-		-
BRIDE AND CULVERT	266,166,700		42,163,470	308,330,170	-		-	0.000		-	-		-

<b>General Municipal:</b>													
At large	266,166,700	-	42,163,470	308,330,170	2,013,804	4,374	2,018,178	6.546		1,742,196	275,981	-	2,018,178

Business Fees													
Other Revenue and Transfers					1,627,053		1,627,053					1,627,053	1,627,053

<b>Total Municipal</b>					<b>3,902,480</b>	<b>4,374.14</b>	<b>3,906,854</b>			<b>1,988,367</b>	<b>291,434</b>	<b>1,627,053</b>	<b>3,906,854</b>
------------------------	--	--	--	--	------------------	-----------------	------------------	--	--	------------------	----------------	------------------	------------------

<b>Totals Municipal and School</b>					<b>8,624,688</b>	<b>4,548.36</b>	<b>8,629,236</b>			<b>5,891,867</b>	<b>1,009,512</b>	<b>1,727,857</b>	<b>8,629,236</b>
------------------------------------	--	--	--	--	------------------	-----------------	------------------	--	--	------------------	------------------	------------------	------------------

# GRANTS 2026

Part 1 - Grants in Lieu of Taxes			
Government or Agency	LEVY	ASSESSMENT	Amount
	HIS MAJESTY THE KING	Educ. Special Levy	
HIS MAJESTY THE KING	Brandon SD	39,383,390.00	595,122
HIS MAJESTY THE KING	Rolling River SD	2,584,670.00	27,465
HIS MAJESTY THE KING	SW Horizon SD	195,410.00	1,890
HIS MAJESTY THE KING	General Mill	42,163,470.00	291,434
TOTAL	-	95,956,970.00	1,009,512.00

2026			
Part 2 - Conditional Transfers and Grants - General Fund			
Government or Agency	Purpose	Amount	
Government of Canada	Gas Tax	264,803	
Province of Manitoba	General Assistance	590,326	
Province of Manitoba	Zoning By-Law update	22,360	
Province of Manitoba	MMSM Rebate	48,000	
Province of Manitoba	WRARS REBATE	9,500	
Total			934,809

Part 3 - Transfers to Deferred Surplus - General Operating Fu						
Purpose	Year	Term	Authority			Amount
Total - Page 1						-

Part 4 - Transfers to Deferred Surplus - Utility Operating Fund						
Purpose	Year	Term	Authority			Amount
Total - Page 6						-











**Part 3 - BORROWING (Subject to Muncipal Board Approval)**

				Repayment	
	Interest Rate	Start	End	Amount	Term
TOTAL - Part 1				-	



Departmental Use Only	Adopted by Resolution of Council # 2026/135		
			
		Reeve	
	April 21, 2026	 Chief Administrative Officer	

### TEN YEAR CAPITAL EXPENDITURE PROGRAM RURAL MUNICIPALITY OF CORNWALLIS

PURPOSE	Source of Funds											
	2027	2028	2029	2030	2031	2032	2033	2034	2035	2036	TOTALS	Reserves
GRADERS			800,000					1,000,000			1,800,000	1,800,000
FIRE VEHICLE	137,267								140,000		277,267	277,267
MOWER		43,500			47,000			50,000			140,500	140,500
MULCHER					80,000						80,000	80,000
TRACTOR BUYOUT	66,000										66,000	66,000
MOWER SIDEARM	32,500								40,000		72,500	72,500
PLOW/WING			150,000					200,000			350,000	350,000
3/4 TONNE PACKERS					85,000						85,000	85,000
POLICE TRUCK				140,000					120,000		120,000	120,000
POLICE TRUCK				140,000					160,000		300,000	300,000
ANNUAL ROAD REPAIRS	250,000	257,500	265,225	273,182	281,377	289,818	298,513	307,468	316,692	326,193	2,865,968	2,865,968
<b>TOTALS</b>	<b>485,767</b>	<b>301,000</b>	<b>1,215,225</b>	<b>413,182</b>	<b>493,377</b>	<b>289,818</b>	<b>298,513</b>	<b>1,557,468</b>	<b>776,692</b>	<b>326,193</b>	<b>6,157,235</b>	<b>6,157,235</b>
<b>SOURCE OF FUNDS - ANNUAL</b>												
OPERATING												
RESERVES	485,767	301,000	1,215,225	413,182	493,377	289,818	298,513	1,557,468	776,692	326,193	6,157,235	
DEBENTURE SALES												
OTHER												
<b>TOTALS</b>	<b>485,767</b>	<b>301,000</b>	<b>1,215,225</b>	<b>413,182</b>	<b>493,377</b>	<b>289,818</b>	<b>298,513</b>	<b>1,557,468</b>	<b>776,692</b>	<b>326,193</b>	<b>6,157,235</b>	

Other projects being discussed, but for which there are as of yet no timelines, cost estimates or source of funding:

- BRIDGE REPAIRS - STUDY CURRENTLY BEING CONDUCTED
- LAGOON
- LOW PRESSURE SEWER SYSTEM
- WATER TREATMENT PLANT AND DISTRIBUTION SYSTEM

<b>FOR MUNICIPAL USE ONLY</b>	
Adopted by Resolution of Council # 2026/135      April 21, 2026	
	
<b>Reeve</b>	<b>Authorized Signature</b>